

JEM

















Packaging Specifications

SIZES		THICKNESS (MM)	PIECES PER BOX	UOM PER BOX	WEIGHT PER BOX	BOXES PER PALLET	UOM PER PALLET	WEIGHT PER PALLET*
FIELD TILES								
3"x12" RECTIFIED POLISHED	NOMINAL	10 mm	12	3 SF	12.9 LBS	168	504 SF	2,167.2 LBS
24"x48" RECTIFIED MATTE/POLISHED	NOMINAL	10 mm	2	16 SF	76.8 LBS	32	512 SF	2,457.6 LBS
12"x24" RECTIFIED MATTE/POLISHED	NOMINAL	10 mm	6	12 SF	52.8 LBS	48	576 SF	2,534.4 LBS
48"x48" RECTIFIED MATTE/POLISHED	NOMINAL	10 mm	2	31 SF	117.8 LBS	20	620 SF	2,356 LBS
48"x110" RECTIFIED MATTE/POLISHED	NOMINAL	6 mm	1	36.167 SF	108.5 LBS	20	723.34 SF	2,170 LBS
MOSAIC AND COORDINATING TRIMS								
2" HEXAGON MOSAIC MATTE/POLISHED	NOMINAL	10 mm	10	10 PCS	40 LBS	45	450 PCS	1,800 LBS
12"x12" MOSAIC (2"x2"-36 DOT) MATTE/POLISHED	NOMINAL	10 mm	10	10 PCS	40 LBS	45	450 PCS	1,800 LBS
3"X12" BULLNOSE MATTE/POLISHED	NOMINAL	10 mm	12	12 PCS	12.9 LBS	168	2,016 PCS	2,167.2 LBS

*WEIGHT PER PALLET DOES NOT INCLUDE pallet WEIGHT itself. All other sizes will be packaged as ordered. Please contact MILESTONE Customer Service at 1-877-356-7461 for packaging information. Minimum grout size recommended = 5 mm (or approx. 3/16") If staggered tile placement, we recommend using a 30% offset. If specified brick pattern with 1/2 pattern mandatory, a bigger grout is recommended to hide imperfections of installation (minimum 1/4").

Technical Specifications

This product meets or exceeds all standards described in ANSI A137.1.

	SPECS	TEST METHOD	INDUSTRY STANDARD	MILE [®] stone VALUES	
	WATER ABSORPTION	ASTM C373	≤0.5%	≤0.4%	
		ASTM C373	0.5%	Meeting the water absorption criteria of the American national standard PTCA	
	SURFACE WEAR RESISTANCE	ANSI A137.1	Surface Wear-resistance properties of glazed vitreous and porcelain tiles.	ALL RESIDENTIAL / COMMERCIAL	
	CHEMICAL RESISTANCE	ASTM C650	A tile sample is placed in continuous contact with a variety of chemicals for 24 hours. No sample must show visible defects.	NOT AFFECTED	
	D.C.O.F. AcuTest [®]	ANSI A326.3	≥0.42 WET	≥0.42 WET	
	STAIN RESISTANCE	ASTM C1378	Surfaces are exposed to staining agents for 24 hours followed by four cleaning procedures. Results are recorded post cleaning.	NOT AFFECTED	
	BREAKING STRENGTH	ASTM C648	≥250 lbf	8mm ≥300 lbf 10mm ≥400 lbf	
	RESISTANCE TO FREEZE	ASTM C1026	A tile sample is subjected to repeated processes of freezing and thawing. Sample must show no visible defects.	RESISTANT	
	WARPAGE EDGE	ASTM C485	±0.40% or ±0.05 in (±1.8 mm)	± 0.40%	Rectified
	WARPAGE DIAGONAL	ASTM C485	±0.40% or ±0.07 in (±1.8 mm)	± 0.40%	Rectified
	WEDGING	ASTM C502	±0.25% or ±0.03 in (±0.8 mm)	± 0.25%	Rectified
	WARPAGE EDGE	ASTM C485	±0.50% or ±0.07 in (±1.8 mm)	± 0.50%	Calibrated
	WARPAGE DIAGONAL	ASTM C485	±0.50% or ±0.07 in (±1.8 mm)	± 0.50%	Calibrated
	WEDGING	ASTM C502	±0.50% or ±0.08 in (±2.0 mm)	± 0.50%	Calibrated
	THICKNESS	ASTM C499	Range: ± 0.04 in	≤0.04 in	

• Due to the inherent nature of fired porcelain tile, it is important to note that the coefficient of friction may vary within and between product runs.