

A E X T R A 2 0
OPEN YOUR STYLE

OUTDOOR PORCELAIN PAVERS

MADE IN USA



◆ CÆSAR ◆
CERAMICS USA

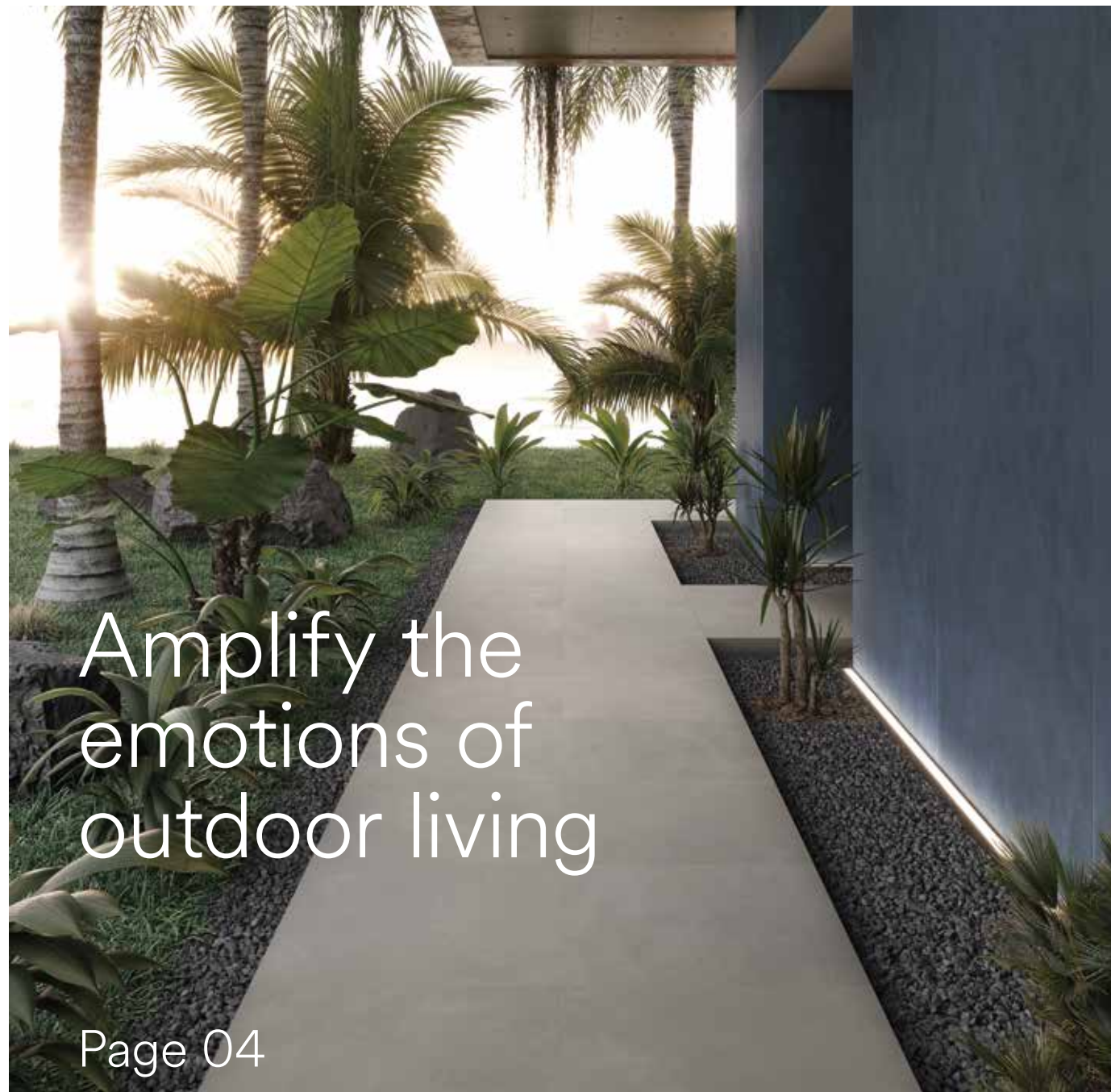
WHERE
QUALITY
MEETS
DESIGN

TROPICAL
TILE & MARBLE

INTENDED USE

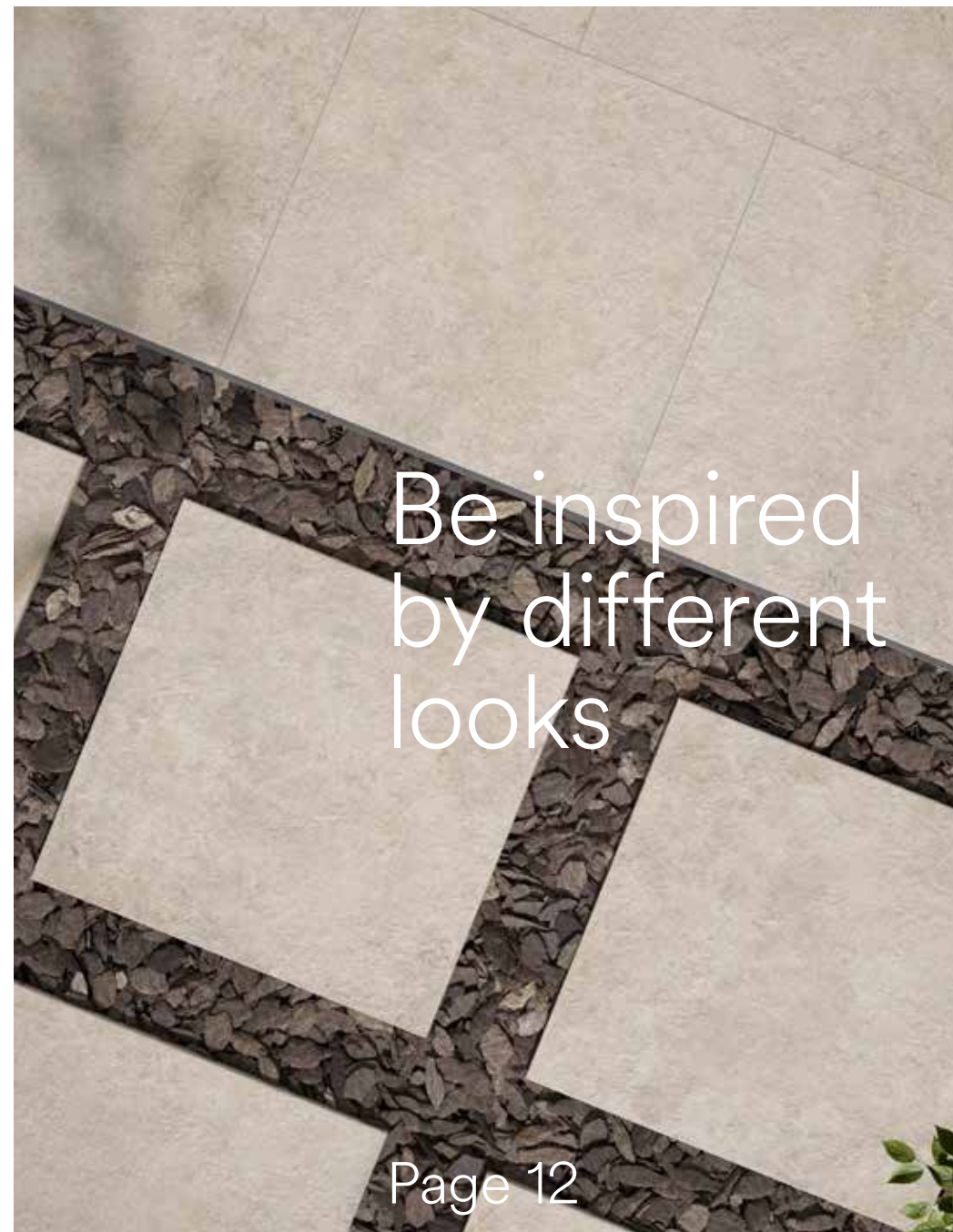
A E X T R A 2 0

3/4" THICK OUTDOOR PORCELAIN PAVERS



Amplify the emotions of outdoor living

Page 04



Be inspired by different looks

Page 12




4 different installation options

3/4" [20mm]

Page 06

COLORS & FINISHES


SIZE



24"x24"

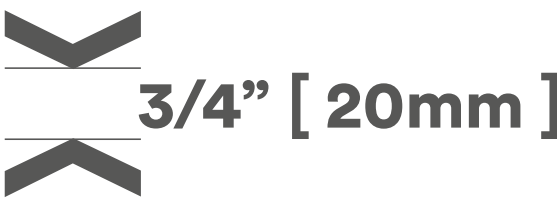


12"x24"



12"x12"

THICKNESS



MATERIAL

Caesar USA Aextra20 are **20mm thick Porcelain Pavers**, perfectly rectified and squared with an **anti-slip surface finish**.

FINISH



TEXTURED / ANTI SLIP **R11**

LOOK RANGE



ICE



WIND



PENNSYLVANIA BLUE



PENNSYLVANIA GRAY



TITANIO



GEA



GRAUSTEIN



RECTIFIED TILE

INSTALLATION OPTIONS



TERRACE
RAISED INSTALLATION



GARDEN
INSTALLATION ON TO GRASS



DRIVEWAYS
INSTALLATION WITH ADHESIVES



PATIO
RAISED INSTALLATION



GARDEN
INSTALLATION ON TO GRAVEL



INSTALLATION GUIDELINES

Aextra20 Porcelain Pavers are suitable for applications onto grass, gravel, sand and concrete.

DRY LAYING (Pedestrian Foot Traffic)



Cut the grass as short as possible removing any debris. Trace the size of the paver on the grass. Using a landscape rake, scratch up to 1 inch of soil and level. Apply a layer of gravel to ensure perfect drainage and proceed with the installation of pavers always checking the planarity of the surface. Insure that sub grade is graded to a 1,5% to 2% slope and that it is pitched away from any building.

- A** AEXTRA20 PORCELAIN PAVERS
- B** LAYER OF GRAVEL OF 2" (GRAIN SIZES 4mm-8mm)
- C** SOIL

DRY LAYING (Pedestrian Foot Traffic)



Base material is to be over based 6" to 8" beyond the edge of the pavement. The required edge restraint system is a low profile edge restraint with a vertical height of 1.5" (40 mm). Insure that pavement is graded to a 1,5% to 2% slope and that it is pitched away from any building. Insure plastic 3/16" (4 mm) spacers are installed at all corners of the installed pavers, in order to prevent pavers from touching each other, potentially chipping and to allow better water drainage.

- A** AEXTRA20 PORCELAIN PAVERS
- B** ¾" UNCOMPACTED BEDDING SAND
- C** 4-6" CRUSHER RUN/ROAD BASE
- D** GEOTEXTILE FABRIC

DRY LAYING (Pedestrian Foot Traffic)



Compacted road base is composed of ¾ compacted gravel. Sand bedding course poured onto compacted gravel and screed to have smooth surface.

- A** AEXTRA20 PORCELAIN PAVERS
- B** 1" SAND BEDDING COURSE SCREED WITH SMOOTH SURFACE
- C** COMPACTED ROAD BASE

DRY LAYING (Pedestrian Foot Traffic)



Geotextile fabric is recommended as it allows water drainage protecting the sand layer. 2-4" of compacted sand is recommended. More than 4" does not offer any substantial advantage. Less than 2" might not be ideal to achieve a desirable result. Insure that pavement is constructed with a 1,5 % to 2% slope that it is pitched away from any building. Insure plastic 3/16" (4 mm) spacers are installed at all corners of the installed pavers, in order to prevent pavers from touching each other, potentially chipping and to allow better water drainage.

- A** AEXTRA20 PORCELAIN PAVERS
- B** APPROX. 4" OF BEDDING SAND
- C** GEOTEXTILE FABRIC

These images are just an example of the type of application and technical features of Aextra20. Caesar Ceramics USA recommends to refer to the specific state building code and norms to carry out the installation. For actual structural design and site evaluation please refer to a qualified engineer. Caesar Ceramics USA accepts no liability for the improper use of these details.

These images are just an example of the type of application and technical features of Aextra20. Caesar Ceramics USA recommends to refer to the specific state building code and norms to carry out the installation. For actual structural design and site evaluation please refer to a qualified engineer. Caesar Ceramics USA accepts no liability for the improper use of these details.

DRY LAYING (Pedestrian Foot Traffic)



Lay Aextra20 porcelain pavers next to one another or just create pathways by installing pavers onto the gravel support. An additional layer of coarser gravel insures a perfect drainage. Insure that pavement is constructed with a 1,5 % to 2% slope that it is pitched away from any building. Insure plastic 3/16" (4 mm) spacers are installed at all corners of the installed pavers, in order to prevent pavers from touching each other, potentially chipping and to allow better water drainage.

- A AEXTRA20 PORCELAIN PAVERS**
- B LAYER OF GRAVEL OF 2" (GRAIN SIZES 4mm-8mm)**
- C COARSER GRAVEL LAYER**
- D SOIL**

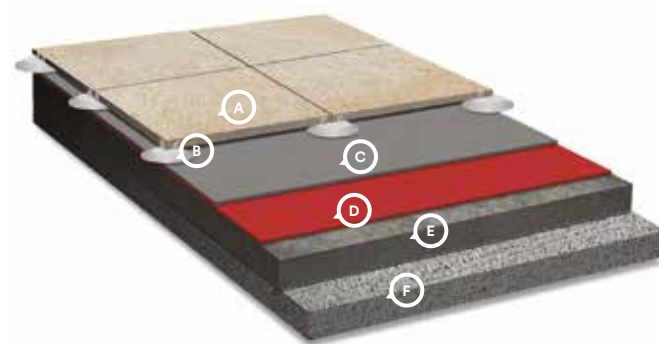

RAISED INSTALLATION (Pedestrian Foot Traffic)



Insure that pavement is constructed with a 1" in 10' slope to divert water away from structure. Insure spacer tabs are intact in the corners where the porcelain pavers might come to contact. Plastic 3/4" pedestal support must be placed and installed all corners of the pavers.

- A AEXTRA20 PORCELAIN PAVERS**
- B PEDESTALS (UP TO 3/4" - 20 mm)**
- C PITCHED SCREED**


RAISED INSTALLATION (Pedestrian Foot Traffic)



Insure that pavement is constructed with a 1,5% to 2% slope to divert water away from structure. Insure spacer tabs are intact in the corners where the porcelain pavers might come to contact. Plastic 3/4" pedestal support must be placed and installed at all corners of the pavers.

- A AEXTRA20 PORCELAIN PAVERS**
- B DRAINAGE SHEATH**
- C WATER-PROOF SHEATH**
- D PITCHED SCREED**
- E DRAINING LAYER**
- F SOIL**

DRIVEWAYS (Light Vehicle Traffic)



Insure pavement is constructed with approximately 2 degree slope and that it is pitched away from any building. Please consult your paver supply distributor for thinset mortar suitable for porcelain pavers. For cementitious adhesive and grout installation, refer to the manufacturer's technical instructions and how they relate to outdoor installations. For concrete foundation slabs that are not large enough to require contraction/control joints, a minimum 3/16" (4 mm) grout joint is acceptable, but for larger concrete foundation slabs that do require contraction/control joints, the control joint width should be a 3/8" (10 mm). It is mandatory that all contraction/control joints must be located in the joint line of installed porcelain pavers and not beneath a paver. If a porcelain paver is installed over a control joint, the paver will reflectively crack along the contraction/control joint beneath it.

- A AEXTRA20 PORCELAIN PAVERS**
- B CEMENTITIOUS ADHESIVE**
- C CONCRETE BASE WITH ELECTRO-WELDED MESH**
- D DRAINING LAYER**
- E SOIL**


These images are just an example of the type of application and technical features of Aextra20. Caesar Ceramics USA recommends to refer to the specific state building code and norms to carry out the installation. For actual structural design and site evaluation please refer to a qualified engineer. Caesar Ceramics USA accepts no liability for the improper use of these details.

These images are just an example of the type of application and technical features of Aextra20. Caesar Ceramics USA recommends to refer to the specific state building code and norms to carry out the installation. For actual structural design and site evaluation please refer to a qualified engineer. Caesar Ceramics USA accepts no liability for the improper use of these details.

ADVANTAGES OF AEXTRA20 PAVERS



INSTALLATION ONTO GRASS



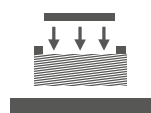
RAISED INSTALLATION



INSTALLATION ONTO GRAVEL/SAND



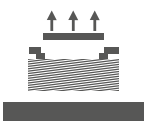
INSTALLATION WITH ADHESIVES



QUICK AND EASY TO INSTALL



REUSABLE



EASY TO INSPECT AND REMOVABLE



AVOIDING THE RISK OF BREAKING AND CRACKS



CORRECTING PLANARITY DEFECTS



EASY TO CLEAN



COLORFAST



HYGIENIC AND SAFE



ABRASION AND WEAR RESISTANT



DOES NOT RELEASE HARMFUL SUBSTANCES



HIGH TEMPERATURE RESISTANT



SMOG AND POLLUTING AGENTS RESISTANT



WATER AND DAMP RESISTANT



SINGLE-PIECE



RESISTANT TO SALTS




ECO-SUSTAINABLE



ANTI-SLIP



FIRE-PROOF



LOAD RESISTANT



FROST-PROOF



THERMAL SHOCK RESISTANT



WEAR RESISTANT



MOLD AND MOSS RESISTANT



ICE

Floor: Ice 24"x24"



INSTALLATION WITH ADHESIVES



Floor: Ice 24"x24"



INSTALLATION OVER GRAVEL

WIND



Floor: Wind 24"x24"



INSTALLATION WITH ADHESIVES


PENNSYLVANIA BLUE



Floor: Pennsylvania Blue 24"x24" . 12"x24" . 12"x12"



INSTALLATION WITH ADHESIVES



PENNSYLVANIA BLUE

Floor:
PENNSYLVANIA BLUE 24"x24", 12"x24", 12"x12"



INSTALLATION WITH ADHESIVES

PENNSYLVANIA GRAY



Floor: Pennsylvania Gray 24"x24"



INSTALATION OVER GRASS



PENNSYLVANIA GRAY

Floor: Pennsylvania Gray 24"x24"



INSTALLATION OVER GRASS

TITANIO



Floor: Titanio 24"x24", xgrip Titanio 12"x24", Top Titanio 12"x24", Top End Titanio 12"x24", Revive Ginger 8"x40"



INSTALATION OVER GRASS

TITANIO





XGRIP

The ideal solution for any edge.

A wide range of special pieces designed to meet every project need.

See the full range on page 39.

Floor: Titanio 24"x24", xgrip Titanio 12"x24", Top Titanio 12"x24"



Floor: Titanio 24"x24", Revive Ginger 8"x40"

GEA
—

Floor: Gea 24"x24"



INSTALATION OVER GRAVEL



Floor: Round Gea 12"x24", Round Corners Gea 12"x24", Gea 24"x24"



INSTALATION OVER GRASS


TROPICAL
31
TILE & MARBLE

GRAUSTEIN



Floor: Graustein 24"x24"



INSTALLATION OVER GRAVEL



INSTALLATION WITH ADHESIVES



ICE

V2

TEXTURED
RECTIFIED
R11

WIND

V2

TEXTURED
RECTIFIED
R11



24"x24"



24"x24"



PENNSYLVANIA BLUE

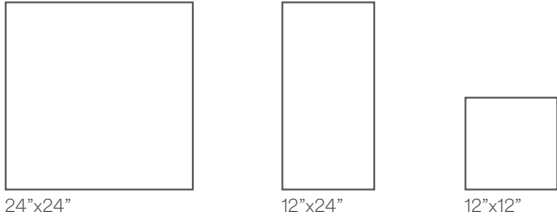
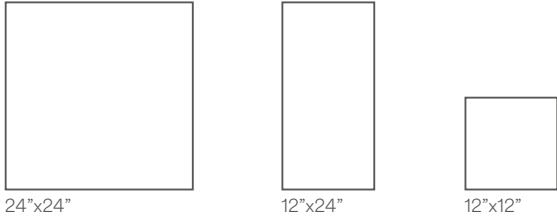
v3

TEXTURED
RECTIFIED
R11

PENNSYLVANIA GRAY

v2

TEXTURED
RECTIFIED
R11





TITANIO

V2

TEXTURED
RECTIFIED
R11



24"x24"



GEA

V2

TEXTURED
RECTIFIED
R11



24"x24"



GRAUSTEIN

V2

TEXTURED
RECTIFIED
R11




24"x24"

TRIMS

Available in all the Aextra20 colors

1 12"x24" XSTEP



4 12"x24" ROUND



7 12"x24" XGRIP



10 6"x24" RISER



11 12"x24" TOP




2 12"x24" XSTEP CORNERS (INTERNAL)



5 12"x24" ROUND CORNERS (INTERNAL)



8 12"x24" XGRIP CORNERS (INTERNAL)



12 12"x24" TOP END



3 12"x24" XSTEP CORNERS (EXTERNAL)



6 12"x24" ROUND CORNERS (EXTERNAL)




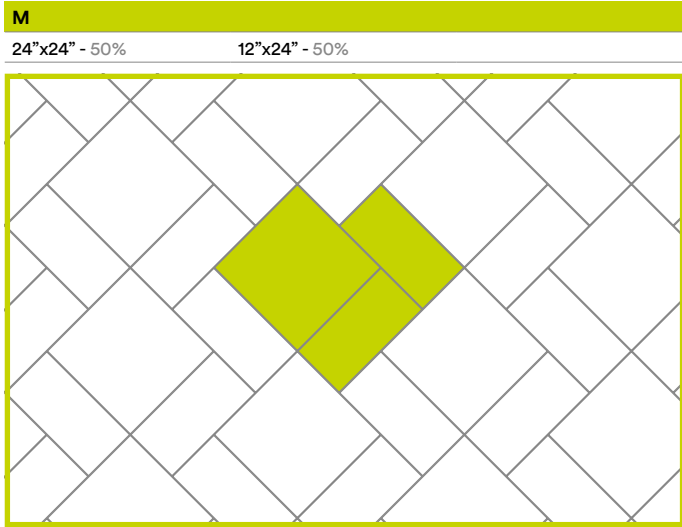
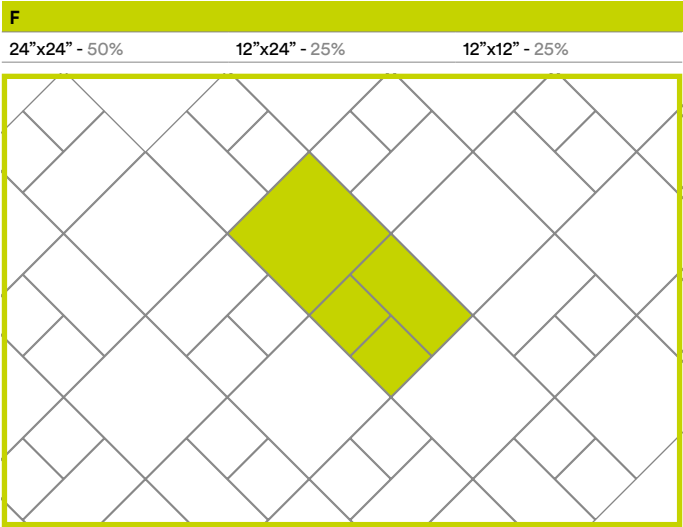
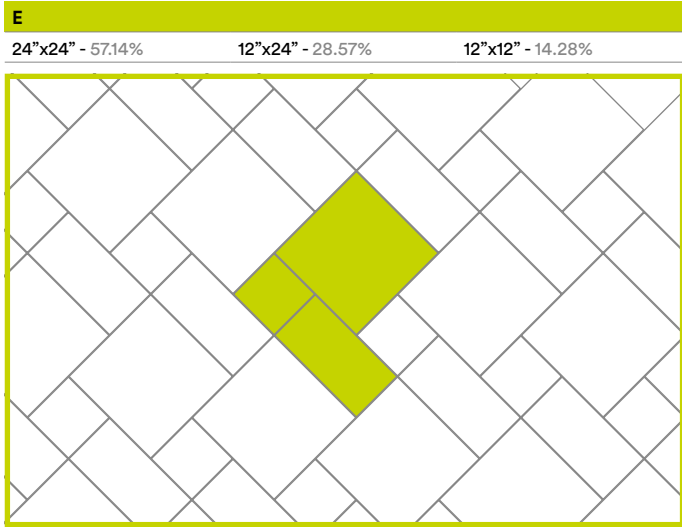
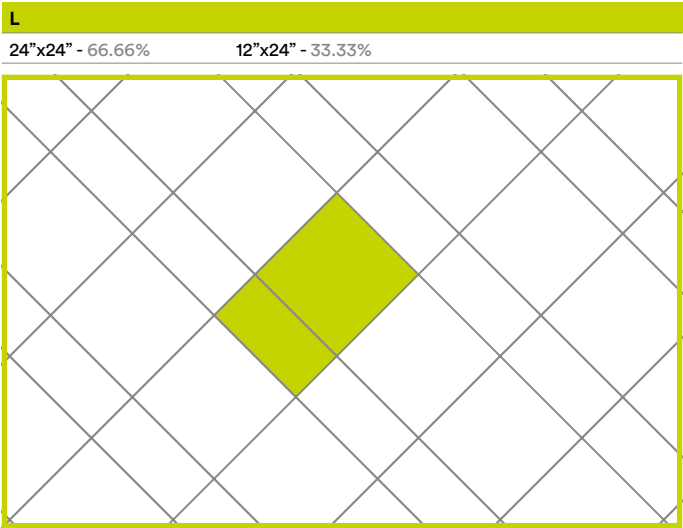

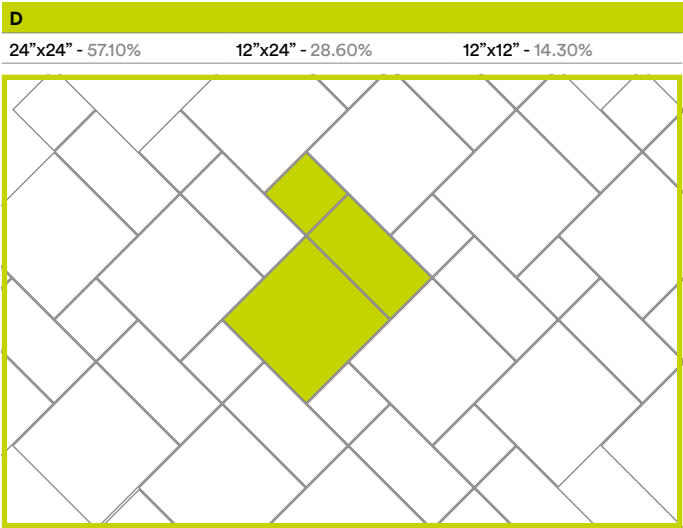
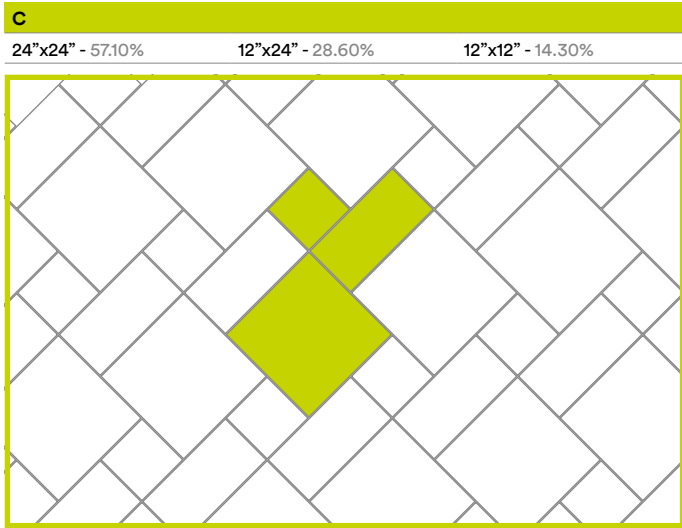
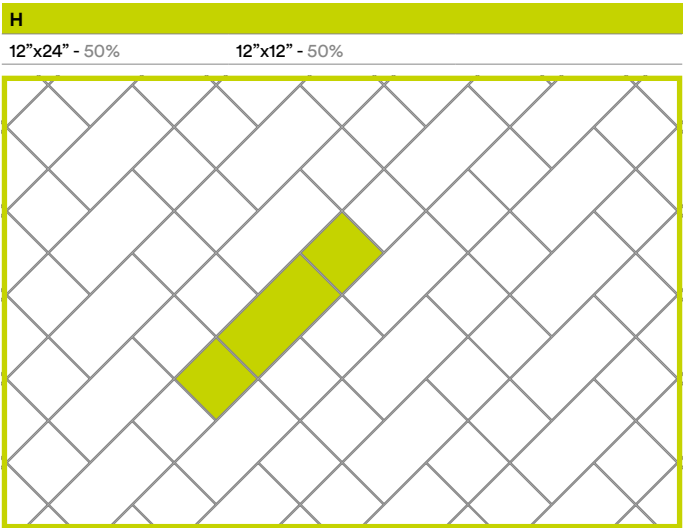

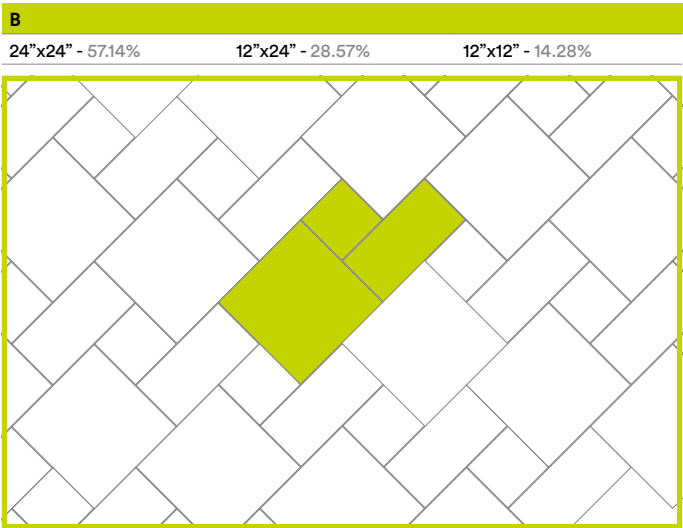
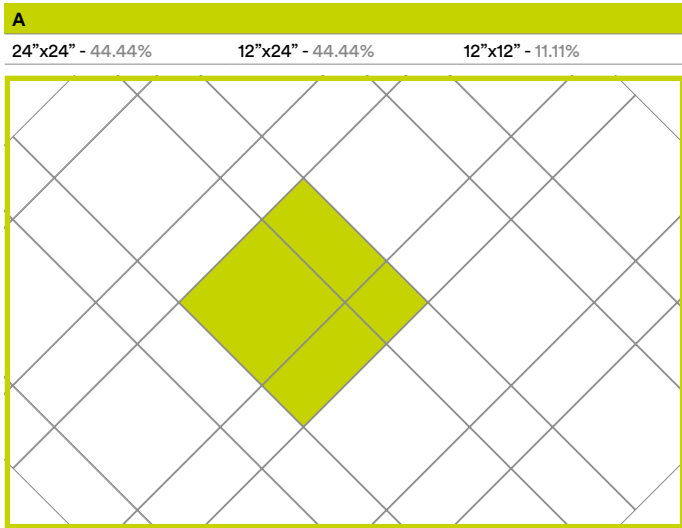
9 12"x24" XGRIP CORNERS (EXTERNAL)



SOME EXAMPLES OF INSTALLATION PATTERNS

AVAILABLE ONLY IN PENNSYLVANIA COLORS

Recommended Joint width 4mm (approximately 5/32")



ACCESSORIES FOR RAISED INSTALLATION

MODULAR SUPPORT

The modular support has a compact size which is adjustable in order to obtain a height from 8 to 30 mm. The system consists of:

- a support with a height adjustment range of 8 - 15 mm. Height can be adjusted even after the flooring material has been installed thanks to a special adjustment key.
- a set of extensions, each adding 5 mm to height. You can use up to three extensions together. Furthermore, it is possible to add one or two compensators for levelling surfaces that are not flat. Compensators are suitable for slopes up to 2%. They guarantee perfectly level floors.



ADVANTAGES:

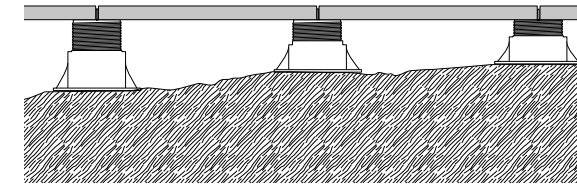

- PRACTICAL AND VERSATILE
- ADJUSTABLE
- MODULAR
- DURABLE AND STABLE
- COMPENSATES FOR SLOPES UP TO 2%



ACCESSORIES FOR RAISED INSTALLATION

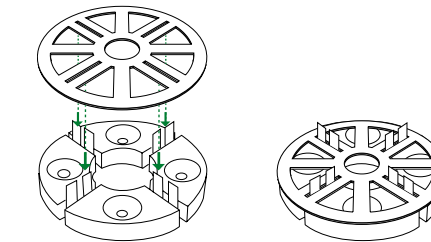
A E X T R A 2 0

ADJUSTABLE SUPPORTS



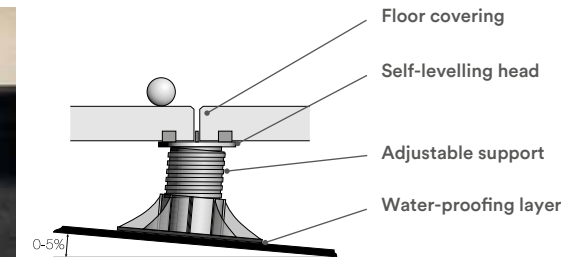
Structure with adjustable height from 25 to maximum 100mm. A system that is integrated to the support head allows for height adjustment without removing the panels.

FIX SUPPORTS



Structure made up of disks of variable thickness that allow for the installation of slabs at a raise of 12, 15 or 20mm.

SELF-LEVELLING SUPPORTS




Structure with adjustable height made up of a support base to the concrete slab and a head with self-adjusting inclination up to 5°.


RAISED INSTALLATION SYSTEM

It is recommended to carry out raised installation onto a solid, resistant substrate with the correct inclination to guarantee water drainage. Support come equipped with four spacers that allow for the creation of grout lines between tiles. For a correct installation against walls or corners, it is necessary to keep the supports distant from the wall and remove 2 or 4 spacers as showed in the picture. Caesar recommends to strictly follow the instructions for the raised installation of Aextra20.


Support Packaging			
Structure	Height	PCS/box	IBS/box
	12 mm	250	23.14
	15 mm	200	20.28
	20 mm	150	24.47
Levelling disc	3 mm	250	16.53
Adjustable support	25-40 mm	20	10.00
	40-70 mm	20	12.16
	60-100 mm	20	15.03
Self-levelling support	37,5-50 mm	25	16.86
	50-75 mm	25	19.29



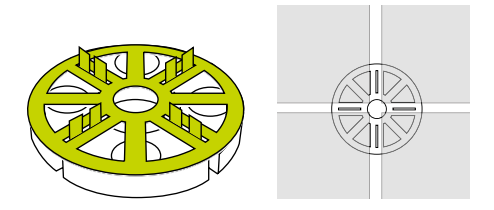
Wall corner



Wall border



Floor center



RANGE

	24"x24"	12"x24"	12"x12"
Ice	●		
Wind	●		
Pennsylvania Blue	●	●	●
Pennsylvania gray	●	●	●
Titanio	●		
Gea	●		
Grausten	●		

● TEXTURED, RECTIFIED, ONE CALIBER

TRIMS

Available in all colors

PACKAGING

Size	Box		Palette							
	PCS	SURFACE (SQF)	SURFACE (SQM)	WEIGHT (LBS)	WEIGHT (KG)	BOXES	SURFACE (SQF)	SURFACE (SQM)	WEIGHT (LBS)	WEIGHT (KG)
24"x 24"	2	7.75	0.72	~70.54	~31.9968	30	232.50	21.60	~2,116.20	~959.904
12"x 24"	4	7.75	0.72	~70.54	~31.9968	32	248	23	~2,257.28	~1,024
12"x 12"	5	4.84	0.45	~39.46	~17.9	30	145.2	13.5	~1,183.8	~937

For information about installation and cleaning of Caesar products, please consult our general catalogue or the website www.caesarceramicsusa.com. Color reproductions may vary from actual products. Caesar reserves the right to modify the products illustrated in this catalogue for reasons of production or to improve quality. Samples are purely indicative. Packaging and weights may vary for production reasons. Contact our sales department when ordering. In case of running pattern installation, Caesar recommends a maximum 33% offset. Caesar warrants that our products meet or exceed the requirements of ANSI, specification ANSI A137.1: 2012, as shown in our Tile Performance Data sheets.


INSTRUCTIONS FOR RAISED FLOOR INSTALLATION


RAISE OF THE FOOT PLAN


INCHES	MM	Up to 3/4 inch	Above 3/4 inch
24"x24"	610x610	4 supports/slab (0.32 supports/sqf - 3.4 supports/m²)	See below. For further information please contact Caesar Ceramics USA


If the application of the 3/4" (20 mm) slabs foresees the ceramic product used in structural installations, the project engineer and/or customer must carefully assess the project requirements with regard to the technical specifications of the slabs. To prevent the risk of damage or injury, the manufacturer recommends:


- With regard to a raised floor installation a ceramic slab may fracture on impact if a heavy object falls on it from any significant height. Therefore the manufacturer recommends to check the specific intended use before starting the installation and to follow the table for raised installation provided beside. For all the installations exceeding 3/4" height, reinforcing must be applied on the back of the slabs (double fiber glass mesh) which must be ordered through Caesar USA and applied before the shipment of the goods.
- With reference to any dry installation system of flooring above the ground level, the manufacturer recommends to comply with local regulations and conditions of use with regard to wind-load, loadbearing, seismic events, etc. Failure to comply with these recommendations may lead to improper use of the product and could cause serious damages or injuries.

V0  Very Uniform appearance. Pieces of the same shade value are very uniform and smooth in texture. They can be measured for small color differences and are in compliance with the color uniformity requirements of tables 6-10 (ANSI A137.1-2012)

V1  Uniform Appearance. Differences among pieces from the same production run are minimal.

V2  Slight Variation. Clearly distinguishable texture and/or pattern within similar colors.

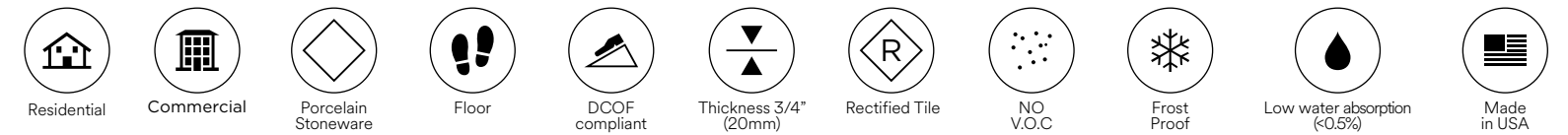
V3  Moderate Variation. While the colors and/or textures present on a single piece of tile will be indicative of the colors and/or texture to be expected on the other tiles, the amount of colors and/or texture on each piece may vary significantly. It is recommended that the range be viewed before selection.












V4  Substantial Variation. Random color and/or texture differences from tile to tile, so that one tile may have totally different colors and/or textures from that on other tiles. Thus, the final installation will be unique. It is recommended that the range be viewed before selection.

TILE PERFORMANCE DATA

A E X T R A 2 0

Colored-body porcelain stoneware tiles are produced minimizing the color difference between the glaze and the body. Nevertheless, the design is visible only on the surface.



	TECHNICAL FEATURE	ASTM	VALUE REQUIRED ANSI A 137.1-2012	CAESAR AVERAGE VALUE
	Facial dimension	ASTM C-499	± 0.25% or ± 0.03 in	In accordance to ANSI A 137.1-2012
	Wedging	ASTM C-502	± 0.25% or ± 0.03 in	
	Warpage diagonal	ASTM C-485	± 0.4% or ± 0.07 in	
	Warpage edge	ASTM C-485	± 0.4% or ± 0.05 in	
	Thickness	ASTM C-499	RANGE: 0.040 inch max (1 mm)	In accordance to ANSI A 137.1-2012
	Water absorption	ASTM C-373	≤ 0.5%	Passed "impervious tiles" Class P1
	Breaking strength	ASTM C-648	≥ 250 lbs (≥1113 N)	≥3000 lbs
	Freeze thaw	ASTM C-1026	No damages	In accordance
	Chemical resistance	ASTM C-650	As reported	Unaffected
	MOHS hardness			6
	Dynamic Coefficient of Friction		0.42	In accordance

Average values referred to the last two years of production and related to the matte finish of the product. Values relate to the matte finish of the product and to tests carried out by certified external laboratories, whose results are available upon request. Be sure to use the same caliber tiles. Color reproductions may vary from actual products. * Due to the intrinsic nature of porcelain stoneware tiles, please note that the coefficient of friction may vary within the same production lot or from one production lot to the other. Caesar products can become slippery when wet. We recommend to always keep the surface dry.

PORCELAIN STONEWARE

Color reproductions may vary from actual products. Caesar reserves the right to modify the products illustrated in this catalogue for reasons of production or to improve quality. Samples are purely indicative. Packaging and weights may vary for production reasons. Contact our sales department when ordering. Caesar warrants that our products meet or exceed the requirements of ANSI, specification ANSI A137.1: 2012, as shown in our Tile Performance Data sheets. The Caesar complete terms and conditions of sale (including limited warranty) are specified in the price list. Should you need further information, please contact our sales department.

CLEANING AND MAINTENANCE



CLEANING AND MAINTENANCE

After any thin set installation of porcelain tile and pavers over concrete, best practices require to perform, after grouting, a first acid deep cleaning. Failing to follow these instructions could lead to maintenance issues, most of the times derived from grout residues left on the surface of the tiles/pavers which create a film on the tiles/pavers surface itself that tends to retain dirt. If that occurs, the only way to possibly solve the issue is to perform a deep floor cleaning, using acid-based cleaners specific for porcelain and following a specific cleaning procedure described here under. Please note that from time to time, depending on the type (cement-based vs epoxy), quantity and aging of the grout residue left on the tile/pavers surface, it could be really hard or even impossible to fully recover from the problem. That is why Caesar Ceramics highly suggests a first acid deep cleaning right after installing and grouting the tiles/pavers.

FIRST FLOOR DEEP CLEANING AFTER INSTALLATION

After Grouting the Joints it is important to remove the excess grout with a sponge and clear water. After 12/48 hours, the grout in the joints will have "set up" / hardened significantly. There will be a noticeable residual "haze". Typically, a diluted acid cleaner specifically for removing "Grout Haze", combined with a soft scrubbing pad will remove the majority if not all the "Haze". Change your acid/water solution frequently for best results. It is also recommended to keep a bucket of clean water to remove the acid/water solution. It is recommended to keep and use clean dry towels to help remove as much residual water and keep the floor as dry as possible. Please refer to the cleaning chemical company's suggested methods and dilution rates. For areas with excess grout or grout that becomes adhered to the face of the tile, further cleaning with an Acid/ Water Solution may be necessary. Please refer to the Cleaning Chemical Company's instructions as not all acids or chemicals are the same. The excess grout residue must be removed so that it does not dry and stick on the surface. It is necessary to change the cleaning water frequently and rinse well.

Attention!! Epoxy-based grout cannot be cleaned when it has completely hardened other than mechanically with risk to the surface of the tiles. For more information and recommendations, consult the grout manufacturer. Care must be taken on inlaid, polished and especially Anti Slip products similar to Aextra20. The use of a floor-washing machine combined with the use of a diluted acid detergent helps reach the spaces between adjacent tiles and clean them properly. If such a cleaning procedure is not carried out, or if such cleaning is carried out too late, the grout residue creates an absorbent film, which holds dirt, making

the surface difficult to clean: in this case, Caesar Ceramics will not be liable for any damage caused to the surface.

DAY TO DAY CLEANING

After the post-laying cleaning operation has been thoroughly carried out, as far day to day cleaning we strongly advise against the use of waxes, oily soaps, impregnating products and various treatments (water and oil repellent) on the porcelain stoneware product, as their application is unnecessary. As is often the case in certain off the shelf detergents, they contain waxes and gloss inducing additives which, after various washes, can deposit a bright coat on the floor. Sometimes, even one drop of foods such as Coca Cola, water, wine etc. ...) is sufficient to eliminate this coat, restoring the tile's original appearance, a stain effect is produced in certain zones. In these cases, the floor must be de-waxed, using products to de-wax the applied waxes, following the producer's instructions.

For films left by soap, lime scale, dirt, use an acid detergent, suitably diluted in water (read the product instructions carefully). It is also important to point out that Hydrofluoric acid (HF) and its derivatives can irredeemably damage porcelain stoneware.

For routine cleaning, Caesar recommends the use of bleach or ammonia, suitably diluted in water; for polished porcelain stoneware, dry the floor after washing to prevent unsightly smudges. TIP: Since rinsing well with plenty of clean water is a fundamental part of the day to day cleaning procedure, Caesar advises against the use of products which state that they "do not need rinsing"

EXTRAORDINARY CLEANING

In the case of particular and/or particularly stubborn stains, we recommend using specific detergents as those indicated in chart here under reported. It should furthermore not be forgotten that the removal of any type of stain is easier when the stain is still fresh. It is always important to test the detergents on a small area before applying to the entire surface, particularly in the case of porcelain stoneware with a lapped or polished finish.

FLOOR DEEP CLEANING RECCOMENDATIONS TO BE USED IN CASE OF GROUT RESIDUES LEFT ON TILE /PAVERS SURFACE

1. Preliminary Cleaning Procedure: To begin with, it is important to clean the floor with a traditional detergent (Some examples of suitable detergents you can consider are Deterdek from Fila, Keranet from Mapei) and rinse thoroughly in order to remove any dirt that is present on the tile/pavers aside from the grout left on them. This should be done carefully by following these steps:

- Apply an abundant quantity of detergent to clean the floor, following instructions provided on the detergent's bottle and making sure that, during the

entire cleaning process, the detergent does not get in contact with grass or water of nearby swimming pools (if any)

- Brush strongly to remove the dirt (using a scotch-brite, ideally a motor-brush with scotch brite for big surfaces)
- Rinse well with running water (it is recommend to use a vacuum cleaner to avoid burning the grass)
- Once well rinsed, dry the surface

2. Acidic Cleaning Procedure: Perform the acid cleaning procedure hereunder summarized:

- Apply a professional acidic cleaner for grout haze on the floor. Some examples of suitable acidic cleaners you can consider are DETERDEK from Fila, KERANET from Mapei, or professional acidic cleaners like the one pictured below:
- Apply an abundant quantity of acidic cleaner on the entire floor, following instructions provided on the cleaner's bottle (for a better result, do not dilute with water), and making sure that, during the entire cleaning process, the cleaner (since it is an acid-based cleaner) does not get in contact with grass or water of nearby swimming pools (if any)
- Once applied, leave the product on the floor for about 20-30 minutes.
- Brush strongly to remove the dirt (using a scotch brite, ideally a motor-brush with scotch brite for big surfaces). It is very important to apply a strong and prolonged mechanical action (tile by tile) on the floor while brushing. Please note that cleaning without a strong mechanical action (e.g. cleaning using a simple mop) is going to be useless and ineffective.
- Rinse the floor, making sure everything is absorbed, so that nothing will get in contact with grass or swimming pool water
- Repeat everything of point "2" as many times as necessary to achieve the desired result.
- Dry the floor's surface

Additional Notes & Reccomandations
1. Please note that if the grouting was done well before the time of attempted cleaning, the grout residue left on the tile surface would have had time to settle and mature. In this case:

- It is particularly important, during the acid cleaning process, to let the acid settle in on the floor for a few minutes before brushing, so that the acid can soften the grout.
- It is also crucial to brush the tiles using the right tools and to apply on the floor a strong and prolonged mechanical action (tile by tile).
- It is very likely that a single deep acid cleaning will not be sufficient. In this case, it will be necessary to repeat the operation several times in order to eliminate all the grout residues. Keep in mind that the grout residue might not be immediately visible when the floor is clean, but can only be seen when the grout gets dirty. Therefore, even if the floor may appear clean after the first deep cleaning process, it could still have grout residue left on the surface of tile/pavers, that will get visible once they'll get

dirty again. If that is the case, it will be necessary to repeat the deep cleaning procedure more than once until reaching a satisfactory result.

2. While performing the deep cleaning process, please be aware of any surrounding grass (making sure that the acid cleaner does not get in contact with it)
3. In case a deep cleaning is needed around a pool, make sure that during the entire cleaning process the acid cleaner does not get in contact with the water of the swimming pool
4. Never use sealers of any kind on the surface of the porcelain tiles and pavers. Sealers are unnecessary and, furthermore, sealing will change the D.C.O.F. (Dynamic Co-efficient of Friction) of the pavers, resulting in a surface that will become more slippery. Furthermore, since Porcelain has such a low absorption rate, the sealer will unlikely

stick and will most likely come off over time.

5. Bright colored products, in particular white and extra-white tiles, are very delicate and, although for all intent and purpose are hygienically clean, However, they can get dirty more easily than darker tiles. It is therefore necessary to remember that these particular products require careful regular maintenance.

Warnings

The above suggestions are a result of research, laboratory tests and several years' experience. However, the cleaning features of the materials may vary significantly according to the different installation methods, conditions of use, types of surface and destination. As a general rule, the higher the anti-slip values of the tiles are, the greater cleaning inconveniences may arise. The

professional operator in charge of maintenance and cleaning shall always check the surface condition before proceeding with any cleaning and/or maintenance operation (we would suggest to test some tiles before installation). Caesar Ceramics declines any liability with reference to cleaning and maintenance operations in case of heavy conditions of use (such as mechanical workshop or spaces presenting oily residues or tire marks), bad installation work or wrong cleaning operations. It is agreed that Caesar Ceramics shall not be liable for any event, damage or defect due to wrong installation of the tiles, faulty cleaning and maintenance operations or inadequate choice of the type of material to be laid or of the adhesives used in a certain destination of use.

Type of stain	Cleaning agent	Detergents	Detergent manufacturer
INORGANIC STAINS			
Cement Carbon Calcium Efflorescence Chalk Metallic residues Rust Cement based grout, Coloured grout Wall paint	Acid	ETERDEK	UNITED STATES > Fila Chemicals USA Corp. 10800 N.W. 21 st. Street #170 Miami, FL 33172 USA Tel: +1 305 513 0708 filausa@filasolutions.com
		KERANET (LIQUID) or Similar	MAPEI Americas headquarters 1144 E. Newport Center Drive Deerfield Beach, Florida 33442
ORGANIC STAINS			
Coca Cola, Ice Cream, Coffee, Wine, Beer Animal fats Vegetable fats Mustard, Mayonnaise Ketchup, Jam, Marmelade, Linseed oil, lipstick, wax	Alkaline and Neutral	PS87	UNITED STATES > Fila Chemicals USA Corp. 10800 N.W. 21 st. Street #170 Miami, FL 33172 USA Tel: +1 305 513 0708 filausa@filasolutions.com
		FILACLEANER	UNITED STATES > Fila Chemicals USA Corp. 10800 N.W. 21 st. Street #170 Miami, FL 33172 USA Tel: +1 305 513 0708 filausa@filasolutions.com
		Ammonium	Universal
Residual rings of organic nature	Saline Solution	Sodium hypochloride (bleach for white laundry)	Universal
Silicone oils Machine oil Resins and glazes Coal and natural rubber Inks and markers	Solvent	Filasolv or similar	UNITED STATES > Fila Chemicals USA Corp. 10800 N.W. 21 st. Street #170 Miami, FL 33172 USA Tel: +1 305 513 0708 filausa@filasolutions.com
		Aceton	Universal
		Nitro - Thiner	Universal
		Turpentine	Universal
Tire		Trichlorethylene	Universal
		Hand Cleanser	Universal
		Cif ammoniacal	Universal

TERMS & CONDITIONS OF SALE

In these Terms and Conditions of Sale, Caesar Ceramics USA, Inc., is referred to as "Caesar", Ceramiche Caesar S.p.A. is referred to as "Manufacturer" and the customer or person or entity purchasing Caesar's or Manufacturer's products (the "Goods") from Caesar is referred to as the "Buyer". For purposes of these Terms and Conditions of Sale, order confirmation and pro-forma invoice shall be interchangeable.

These Terms and Conditions of Sale, and Caesar's order confirmation (usually in the form of a pro-forma invoice) constitute the complete and exclusive agreement and understanding governing the sale of Goods by Caesar to Buyer (the "Agreement") and supersede all prior agreements, understandings or representations, whether written or oral, among the parties with respect to such matters. Provided, however, that if any term, provision or condition of Caesar's order confirmation should conflict or be inconsistent with any term of these Terms and Conditions, then the terms of Caesar's order confirmation shall prevail and control over such conflicting and/or inconsistent terms.

BY ACCEPTING CAESAR'S ORDER CONFIRMATION – PRO FORMA INVOICE AND/OR INSTRUCTING CAESAR TO SHIP GOODS (EITHER BY FACSIMILE OR E-MAIL COMMUNICATION), BUYER WILL MANIFEST ITS ACKNOWLEDGMENT, ACCEPTANCE AND AGREEMENT TO THESE TERMS AND CONDITIONS.

Caesar reserves the right to refuse any order, in its sole discretion. No order is accepted by Caesar until: (i) Caesar provides Buyer with a written order confirmation, and (ii) Buyer duly signs the order confirmation in acknowledgement, acceptance and agreement, and returns the signed order confirmation to Caesar.

1. PRICES: All prices for Goods, including, but not limited to, those specified in Caesar's price list or schedule, website or written quotation, are subject to change without notice. Such prices shall be automatically adjusted to reflect Caesar's prices for Goods as in effect at the time of the requested shipment date, and each shipment will be invoiced at such adjusted prices. Unless otherwise expressly agreed by Caesar in writing, all prices are EX WORKS (which shall have the same meaning as in the Incoterms 2000 published by the

TERMS & CONDITIONS OF SALE

International Chamber of Commerce), exclusive of any applicable taxes, duties, sales taxes, transportation and insurance costs or charges (collectively "Charges"), which Charges are to be borne exclusively by Buyer.

2. TERMS OF PAYMENT: Unless otherwise expressly agreed by Caesar in writing in Caesar's order confirmation, the purchase price for all orders shall be paid in full in advance of shipment.

All payments must be made in U.S. currency. In the event Buyer fails to make any payment when due, Caesar shall have the right, in addition to all other remedies available to Caesar either at law or in equity, to either terminate this Agreement immediately, without notice, or to suspend further performance under this Agreement. Buyer shall be liable for all expenses, including reasonable attorneys' fees, relating to the collection of past due amounts. If any payment owed to Caesar is not paid when due, it shall accrue interest at the rate of the lesser of 15% per annum, or the maximum amount permitted by applicable law, from the date on which such past due amount is due until the past due amount is paid in full. Should Buyer's financial responsibility become unsatisfactory to Caesar, cash payments or security satisfactory to Caesar may be required by Caesar for future deliveries and for the Goods theretofore delivered. If such cash payment or security is not provided, in addition to Caesar's other rights and remedies, Caesar may discontinue deliveries.

3. SHIPMENT AND DELIVERY: Unless otherwise expressly agreed in writing by Caesar, shipments are made EX WORKS (which shall have the same meaning as in the Incoterms 2000 published by the International Chamber of Commerce). Risk of loss or damage and responsibility shall pass from Caesar to Buyer upon delivery of the Goods to carrier. Any claims for shortages or damages suffered in transit are the responsibility of Buyer and shall be submitted by Buyer directly to the carrier. Shortages or damages must be acknowledged and signed for at the time of delivery. While Caesar will use all reasonable commercial efforts to maintain the delivery date(s) acknowledged or quoted by Caesar, all shipping dates are approximate and not guaranteed. Caesar reserves the right to make partial shipments. Caesar, at its option, shall not be bound to tender delivery of any Goods for which Buyer has not provided accurate shipping instructions. If the shipment of

the Goods is postponed or delayed by Buyer for any reason, including but not limited to, Buyer providing Caesar with inaccurate shipping instructions, then Buyer agrees to reimburse Caesar for any and all transport and/or storage costs and other additional and incidental expenses resulting therefrom.

4. LIMITED WARRANTY: Subject to the limitations set forth in Section 5 below, Caesar and Manufacturer warrant that Goods sold by Caesar as "first choice goods" are manufactured in accordance with Manufacturer's published technical standards. This limited warranty is valid only: (i) for a period of one hundred and eighty (180) days from the date of shipment of the Goods by Caesar, or (ii) for the period from the date of shipment of the Goods by Caesar until installation or attempted installation of the Goods, whichever is less. This limited warranty applies only to "first choice goods" sold by Caesar. ALL GOODS SOLD BY CAESAR OTHER THAN "FIRST CHOICE GOODS" ARE SOLD AS IS. THIS IS THE SOLE AND EXCLUSIVE WARRANTY GIVEN BY CAESAR AND THE MANUFACTURER WITH RESPECT TO THE GOODS AND IS IN LIEU OF AND EXCLUDES ALL OTHER WARRANTIES, EXPRESS OR IMPLIED, ARISING BY OPERATION OF LAW OR OTHERWISE, INCLUDING WITHOUT LIMITATION, MERCHANTABILITY AND FITNESS FOR A PARTICULAR PURPOSE WHETHER OR NOT THE PURPOSE OR USE HAS BEEN DISCLOSED TO CAESAR OR MANUFACTURER, AND WHETHER OR NOT CAESAR'S OR MANUFACTURER'S PRODUCTS ARE SPECIFICALLY DESIGNED AND/OR MANUFACTURED BY CAESAR AND/OR MANUFACTURER FOR BUYER'S (OR ANY SUBSEQUENT TRANSFERREE'S, AS DEFINED BELOW) USE OR PURPOSE.

OTHER THAN REPRESENTATIONS OR WARRANTIES MADE BY CAESAR OR MANUFACTURER IN THEIR RESPECTIVE LITERATURE AND/OR PACKAGING, NO REPRESENTATION OR WARRANTY OF ANY KIND REGARDING THE GOODS MADE BY ANY PERSON OR ENTITY INCLUDING, BUT NOT LIMITED TO, INDEPENDENT DISTRIBUTORS AND SALES

A REPRESENTATIVES, SHALL BE BINDING UPON CAESAR OR MANUFACTURER.

IF YOU ARE A CONSUMER, AND SHOULD ANY APPLICABLE LAW PROHIBIT THE DISCLAIMER OF IMPLIED WARRANTIES SET FORTH ABOVE, THEN ANY IMPLIED WARRANTIES FOUND TO EXIST WILL BE STRICTLY LIMITED TO THE DURATION OF THE LIMITED WARRANTY SET FORTH ABOVE.

Notwithstanding the foregoing, this limited warranty does not extend to any losses or damages due to misuse, accident, abuse, neglect, normal wear and tear, negligence (other than Caesar's or Manufacturer's), unauthorized modification or alteration, use beyond rate capacity, improper installation, maintenance or application. To the extent that Buyer or its agents have supplied specifications, information, representation of operating conditions or other data to Caesar or Manufacturer in the selection or design of the Goods and the preparation of Caesar's quotation, and in the event that actual operating conditions or other conditions differ from those represented by Buyer, any warranties or other provisions contained herein which are affected by such conditions shall be null and void.

TILE BY ITS NATURE AND DUE TO THE VARIABILITY OF THE NATURAL MATERIAL AND PRODUCTION PROCESS ITSELF IS A MATERIAL SUBJECT TO VARIATION IN COLOR AND/OR VEINING AS WELL AS TECHNICAL SPECIFICATIONS, INCLUDING BUT NOT LIMITED TO DCOF (DYNAMIC COEFFICIENT OF FRICTION). EXPRESS TECHNICAL SPECIFICATIONS ARE NOT GUARANTEES OF MINIMUM OR MAXIMUM THRESHOLDS OF PERFORMANCE.

CAESAR DOES NOT WARRANT THAT OUR PORCELAIN TILES WILL NOT SCRATCH, CHIP OR SHOW SIGNS OF WEAR.

Buyers must notify Caesar of any defects in the Goods in writing, via certified mail to Caesar Ceramics USA, Inc., at 527 Industrial Way West, Eatontown, New Jersey 07724 and via fax to Ceramiche Caesar S.p.A. at 011 39 0536 817298, within thirty (30) days of Buyer's receipt of the Goods. Upon receiving Buyer's notice of defect, Caesar shall, at its option, repair, correct or replace the Goods EX WORKS (which shall have the same meaning as in the Incoterms 2000 published by the International Chamber of Commerce), or refund the purchase price for that portion of the Goods found by Caesar

to be defective. Failure by Buyer to give such written notice within the applicable time period shall be deemed an absolute and unconditional waiver of Buyer's claim for such defects. Goods repaired or replaced during the warranty period shall be covered by the foregoing warranty for the remainder of the original warranty period or ninety (90) days from the date of shipment, whichever is longer. Notwithstanding the provisions contained in the preceding sentences of this paragraph, Buyer shall be deemed to have accepted the Goods and absolutely and unconditionally waived its rights to claim for any defects: (i) upon installation or attempted installation of the Goods, or (ii) if the Goods are otherwise used or altered in any way.

Buyer assumes all other responsibility for any loss, damage, or injury to persons or property arising out of, connected with, or resulting from the use of Goods, either alone or in combination with other products/ components.

This Section 4 also applies in the event that any entity or person (other than Buyer) buys, acquires or uses the Goods, including, but not limited to, any entity or person who obtains the Goods from Buyer (any of them a "Subsequent Transferee"). Buyer hereby covenants and agrees to provide such Subsequent Transferee with conspicuous written notice of the provisions set forth in Sections 4 and 5 of these Terms and Conditions of Sale, by providing each such Subsequent Transferee with a copy of the notice attached hereto as Exhibit "A". Buyer, furthermore, covenants and agrees that it shall not make any representation or warranty whatsoever regarding the Goods to any third party (either on behalf of Caesar or Manufacturer or on its own account), other than the limited warranty of Caesar and Manufacturer set forth in this Section 4. BUYER HEREBY COVENANTS AND AGREES THAT, SHOULD IT FAIL TO COMPLY WITH THE PROVISIONS OF THIS LAST PARAGRAPH OF SECTION 4, BUYER SHALL DEFEND, INDEMNIFY, AND HOLD CAESAR AND/OR MANUFACTURER, ITS OFFICERS, EMPLOYEES, AND AGENTS HARMLESS FROM AND AGAINST ANY AND ALL LIABILITY, LOSS, EXPENSE (INCLUDING REASONABLE ATTORNEYS' FEES), OR CLAIMS FOR INJURY OR DAMAGES (INCLUDING, BUT NOT LIMITED TO GENERAL, CONSEQUENTIAL, INCIDENTAL AND PUNATIVE DAMAGES) ARISING OUT OF OR IN CONNECTION WITH BUYER'S OR BUYER'S EMPLOYEES', AGENTS', REPRESENTATIVES' AND/OR INDEPENDENT CONTRACTORS' BREACH OF THESE TERMS AND CONDITIONS OF SALE.

5. LIMITATION OF REMEDY AND LIABILITY: THE SOLE AND EXCLUSIVE REMEDY FOR BREACH OF ANY WARRANTY HEREUNDER SHALL BE LIMITED TO REPAIR, CORRECTION OR REPLACEMENT, OR REFUND OF THE PURCHASE PRICE IN ACCORDANCE WITH SECTION 4 ABOVE.

NEITHER CAESAR NOR MANUFACTURER SHALL BE LIABLE FOR DAMAGES CAUSED BY DELAY IN PERFORMANCE AND IN NO EVENT, REGARDLESS OF THE FORM OF THE CLAIM OR CAUSE OF ACTION (WHETHER BASED IN CONTRACT, INFRINGEMENT, NEGLIGENCE, STRICT LIABILITY, OTHER TORT OR OTHERWISE), SHALL CAESAR'S OR MANUFACTURER'S LIABILITY TO BUYER AND/OR ANY SUBSEQUENT TRANSFERREES EXCEED THE PRICE PAID BY BUYER FOR THE SPECIFIC GOODS PROVIDED BY CAESAR OR MANUFACTURER GIVING RISE TO THE CLAIM OR CAUSE OF ACTION. BUYER AND ANY SUBSEQUENT TRANSFEEE AGREES THAT IN NO EVENT SHALL CAESAR'S OR MANUFACTURER'S LIABILITY TO BUYER AND/OR ANY SUBSEQUENT TRANSFERREES EXTEND TO INCLUDE INCIDENTAL, CONSEQUENTIAL OR PUNITIVE DAMAGES. The term "consequential damages" shall include, but not be limited to, loss of anticipated profits, loss of business opportunity, business interruption, loss of use or revenue, cost of capital or loss or damage to property or equipment.

It is expressly understood that any technical advice furnished by Caesar or Manufacturer with respect to the use of the Goods is given without charge, and Caesar and Manufacturer assume no obligation or liability whatsoever for the advice given, or results obtained, all such advice being given and accepted at Buyer's own risk.

6. EXCUSE OF PERFORMANCE: Neither Caesar nor Manufacturer shall be liable for delays in performance or for non-performance due to acts of God; acts of Buyer; war; fire; flood; weather; sabotage; strikes or labor disputes; civil disturbances or riots; governmental requests, restrictions, allocations, laws, regulations, orders or actions; unavailability of or delays in transportation; default of suppliers; material fluctuations in the exchange rate between the U.S. Dollar and Euro; or unforeseen circumstances or any events or causes beyond Caesar's or Manufacturer's reasonable control.

Deliveries or other performance may be suspended for an appropriate period of time or canceled by Caesar upon notice to Buyer in the event of any of the foregoing, but the balance

B OF THE AGREEMENT SHALL OTHERWISE REMAIN UNAFFECTED AS A RESULT OF THE FOREGOING.

If Caesar determines that its ability to supply the total demand for the Goods, or to obtain material used directly or indirectly in the manufacture of the Goods, is hindered, limited or made impracticable due to causes set forth in the preceding paragraph, Caesar may allocate its available supply of the Goods or such material (without obligation to acquire other supplies of any such Goods or material) among its purchasers on such basis as Caesar determines to be equitable without liability for any failure of performance which may result therefrom.

7. CANCELLATION: Buyer may cancel orders only upon reasonable advance written notice and upon payment to Caesar of Caesar's cancellation charges which include, among other things, all costs and expenses incurred, and to cover commitments made by Caesar or Manufacturer and a reasonable profit thereon. Caesar's determination of such cancellation charges shall be conclusive. PROVIDED, HOWEVER, THAT ANY CANCELLATION MUST BE MADE BEFORE THE GOODS HAVE BEEN SHIPPED.

8. CHANGES: Buyer may request changes or additions to the Goods consistent with Caesar's specifications and criteria. In the event such changes or additions are accepted by Caesar, Caesar may revise the price and dates of delivery accordingly. Caesar reserves the right to change designs and specifications for the Goods without prior notice to Buyer, except with respect to Goods being made-to-order for Buyer.

9. INDEMNIFICATION: Buyer hereby covenants and agrees to defend, indemnify and hold harmless Caesar, Manufacturer, their officers, directors, employees, agents, advisers, representatives and affiliates (collectively, the "Indemnitees") from and against, and pay or reimburse the Indemnitees for any and all claims, liabilities, obligations, losses, fines, costs, royalties, proceedings, deficiencies or damages (whether absolute, accrued, conditional or otherwise and whether or not resulting from third party claims), including out-of-pocket expenses and reasonable attorneys' and accountants' fees incurred in the investigation or defense of any of the same or in asserting any of their respective rights hereunder (collectively, "Losses"), resulting from or arising out of: (i) Buyer's breach of any provision or covenant set forth in this Agreement, and/or (ii) Buyer's making of any representation to any third party regarding the Goods other than the limited warranty set forth in Section 4 above.

10. ASSIGNMENT: Buyer shall not assign its rights or delegate its duties hereunder or any interest herein without the prior written consent of Caesar, and any such assignment, without such consent, shall be void.

11. GENERAL PROVISIONS: No change, modification, rescission, discharge, abandonment, or waiver of these Terms and Conditions of Sale shall be binding upon Caesar or Manufacturer unless made in writing and signed on its behalf by a duly authorized representative of Caesar or Manufacturer. No conditions, usage of trade, course of dealing or performance, understanding or agreement purporting to modify, vary, explain, or supplement these Terms and Conditions of Sale shall be binding unless hereafter made in writing and signed by the party to be bound, and no modification or additional terms shall be applicable to this Agreement by Caesar's receipt, acknowledgment, or acceptance of purchase orders, shipping instruction forms, or other documentation containing terms at variance with or in addition to those set forth herein. No waiver by either party with respect to any breach or default or of any right or remedy, and no course of dealing, shall be deemed to constitute a continuing waiver of any other breach or default or of any other right or remedy, unless such waiver be expressed in writing and signed by the party to be bound. All typographical or clerical errors made by Caesar in any quotation, acknowledgment or publication are subject to correction.

12. SEVERABILITY: If any provision of this Agreement shall be held invalid or unenforceable by competent authority, such provision shall be construed so as to be limited or reduced to be enforceable to the maximum extent compatible with the law as it shall then appear. The total invalidity or unenforceability of any particular provision of this Agreement shall not affect the other provisions hereof and this Agreement shall be construed in all respects as if such invalid or unenforceable provision were omitted.

13. GOVERNING LAW AND JURISDICTION: This Agreement shall be governed by and construed in accordance with the laws of the State of New York without reference to its conflicts of laws principles. Buyer, Caesar and Manufacturer agree to submit all disputes arising out of or in connection with this Agreement to the exclusive jurisdiction of the State and Federal courts of the State of New York, located in New York County. EACH PARTY TO THIS AGREEMENT ACKNOWLEDGES AND AGREES THAT ANY CONTROVERSY WHICH MAY ARISE UNDER THIS AGREEMENT IS LIKELY TO INVOLVE COMPLICATED AND DIFFICULT ISSUES, AND, THEREFORE, EACH

SUCH PARTY HEREBY IRREVOCABLY AND UNCONDITIONALLY WAIVES ANY RIGHT SUCH PARTY MAY HAVE TO A TRIAL BY JURY IN RESPECT OF ANY LITIGATION DIRECTLY OR INDIRECTLY ARISING OUT OF OR RELATING TO THIS AGREEMENT, OR THE BREACH, TERMINATION OR VALIDITY OF THIS AGREEMENT, OR THE TRANSACTIONS CONTEMPLATED BY THIS AGREEMENT. EACH SUCH PARTY CERTIFIES THAT THEY HAVE NOT RELIED UPON ANY REPRESENTATION OR INDUCEMENT OF THE OTHER PARTY IN AGREEING TO THIS PROVISION AND THAT THEY FREELY, KNOWINGLY AND VOLUNTARILY WAIVE THEIR RIGHT TO A JURY TRIAL. The Convention for the International Sale of Goods shall not apply to this Agreement.

14. U.S. EXPORT CONTROL REGULATIONS: All Goods sold to Buyer are subject to the export control laws of the United States and Buyer agrees not to re-sell or divert any Goods contrary to such laws.

15. RETURNED GOODS: Except as otherwise provided in the fourth paragraph of Section 4 above with respect to warranty defects, no Goods may be returned to Caesar.

16. NO THIRD PARTY RIGHTS: These Terms and Conditions of Sale create no third party rights between Caesar, Manufacturer and any person other than Buyer, including but not limited to any Subsequent Transferee. It is understood and agreed that the parties do not intend that any third party be a beneficiary of these Terms and Conditions of Sale.

MADE IN USA



WARNING

Outdoor pavings installed unglued above the ground level are subject to the action of the wind, with the risk, in some cases, of becoming airborne.

The Manufacturer recommends to require the assistance of a qualified professional in order to check the suitability of the installation system above the ground adopted, in accordance with the local laws and regulations and the conditions of use.

Failure to do so could result in serious injury or property damage.

A ceramic slab installed on a raised pedestal system may fracture on impact if a heavy object is dropped onto it from a height, with a risk of injury to anyone standing or walking on such slab. Failure to adhere to the manufacturer's instructions for installation of slabs on raised pedestal systems may result in serious injury.

For further information and recommendations concerning the installation systems please refer to www.caesarceramicsusa.com website.

◆ CAESAR ◆
C E R A M I C S U S A

www.caesarceramicsusa.com/us

Color reproductions may vary from actual products.

Caesar reserves the right to modify the products illustrated in this catalogue for reasons of production or to improve quality. Samples are purely indicative. Packaging and weights may vary for production reasons. Contact our sales department when ordering.

Caesar warrants that our products meet or exceed the requirements of ANSI, specification ANSI A137.1: 2012, as shown in our Tile Performance Data sheets.

The Caesar complete terms and conditions of sale (including limited warranty) are specified in the [price list](#). Should you need further information, please contact our sales department.



TROPICAL
TILE & MARBLE

WHERE
QUALITY
MEETS
DESIGN

◆ CÆSAR ◆
CERAMICS USA

MADE IN USA



www.caesarceramicsusa.com/us



TROPICAL
TILE & MARBLE